



WS Series Features

- Room Temperature via Thermistor 3 kohm @ 77 °F (25 °C).
- Variable User Adjust via slider potentiometer.
- Push-button for afterhours operation (membrane type in WS-041).
- Thermometer temperature indicator °F.
- Operator access for SINC/1-1030.
- 8 pin Modular connector for easy connection to controller.

The WS series zone temperature sensors are used in conjunction with the ASIC/1-8x55 for measuring ambient zone temperature, and controlling operation with afterhours push-button and variable user adjust for tenant override. The sensor may also be used with older ASIC/1 controllers.

The wall-mounted sensor utilizes a precision thermistor to measure zone temperature and deliver an analog signal to the ASIC/1 controller. The thermistor's high resistance creates a large signal that eliminates lead wire resistance problems.

Features include telephone type modular connectors for quick and trouble free installation. A communication jack inside the cover provides access for the portable SINC/1-1030 Mini-SINC connected to a personal computer. Using setup software, the user is able to read and reset the setpoints and parameters of the local controller as well as other ASIC controllers. Air balancing, setpoint adjustment and all system startup can be accomplished from the WS sensor.

ASIC/1-8x55 Applications

The sensor is ready to be connected to the ASIC/1-8x55 series of controllers.

ASIC/1-8015, -8205, -8305 Applications

The WS series sensors may be used with previous ASIC/1-8015, -8205, and -8305 controllers by moving jumpers located under the sensor cover. The WS series only supports remote communications.



WS-041 Wall Sensor

SPECIFICATIONS

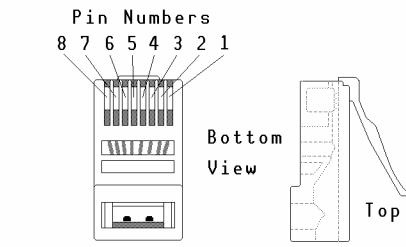
Thermistor: 3000 ohms @ 25 °C (77 °F)
 Temperature Range: 45 to 95 deg F
 Accuracy: +/- 1 deg F
 Thermistor Stability: Highly Stable, No Field Calibration Required
 Variable User Adjust: 20 k ohm in series with 10 k ohm with selectable jumper for Input 3 (Standard) or Input 2
 Push-Button: Side-mounted push-button (Membrane on WS-041) < 40 ohm on key press selectable for Input 2 (Standard) or Input 3
 Temperature Indication: 50 to 90 °F miniature thermometer(WS-041 Only)
 Operator Access: 6 position female modular jack, RJ-12, behind cover for use with portable SINC/1-1030
 Connections: 8 position female modular jack, RJ-45, in rear for use with ASI cable SCP-025, -050 or -075
 Dimensions: Standard 4.50" x 2.75" x 1.0" (115mm x70mm x32mm)

How to Order:	Order Number
Wall Sensor only	WS-001
Wall Sensor with Push-button	WS-011
Wall Sensor Variable User Adjust	WS-021
Wall Sensor with Push-button and Variable User Adjust	WS-031
Wall Sensor with Variable User Adjust Membrane Push-button and Temperature Indicator	WS-041



ASI Controls

WS Series Wall Sensor with Variable Adjust, Push-button and Thermometer Options

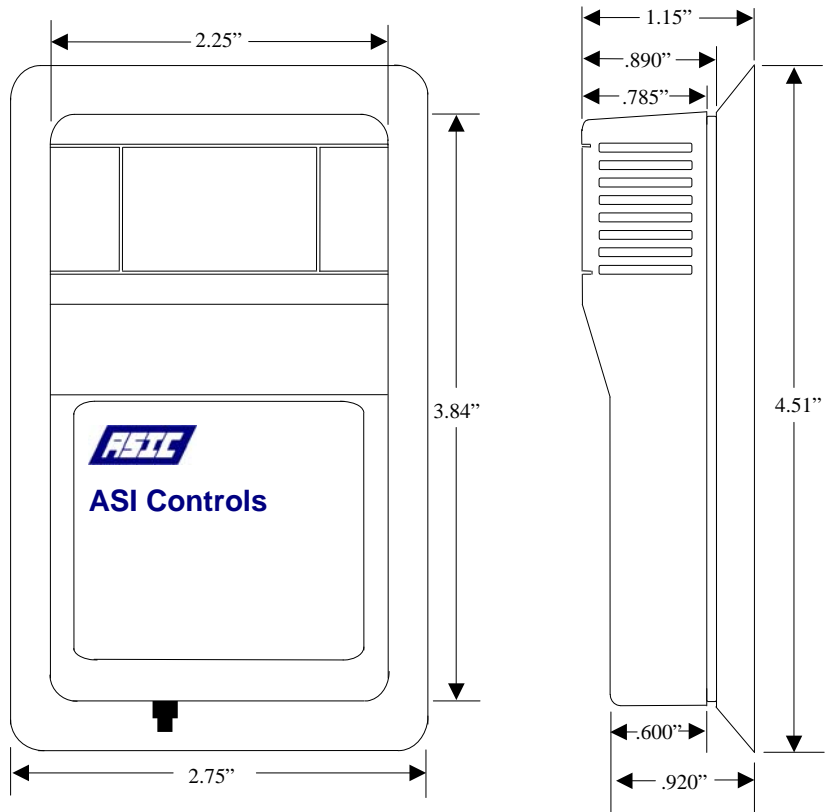


Stewart PN 940-SP-3088R
(Solid Conductor)

WT Sensor

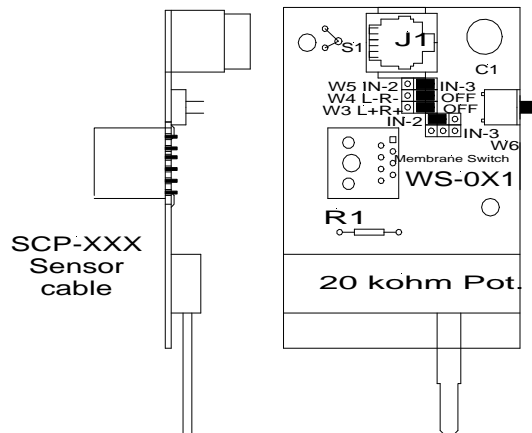
- | | | |
|---|-----------------------|----------|
| 1 | - Communications | } Local |
| 2 | - Communications | |
| 3 | - Communications | |
| 4 | - Communications | } Remote |
| 5 | - Zone Temperature | |
| 6 | - Setpoint/Pushbutton | |
| 7 | - Hardware Interlock | |
| 8 | - Common | |

Dimensions



WS-031 Wall Sensor

Jumpers



The WS-0X1 wall sensor has several jumpers which can be used to configure the wall sensor for a specific application.

W3 & W4 - When used with the ASIC/1-8015, 8205, or -8305, the jumpers, W3 and W4, must be moved to connect local (L) and remote (R) communication.

W5 - The WS-021, WS-031, & WS-041 variable user adjust can be selected for IN-2 or IN-3 using jumper W5.

W6 - The WS-011 & WS-031 afterhours switch can be selected for IN-2 or IN-3 using jumper W6. For the WS-041 the membrane switch is also connected at pin headers at W6.